



PRE-OP: NOZIN® NASAL SANITIZER® PREOPERATIVE PACK

INSTRUCTIONS FOR USE

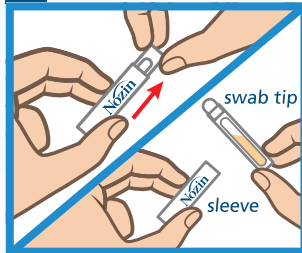
Clean nostrils with a tissue. Discard.

1 Shake



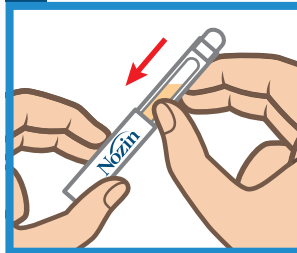
Holding ampule by the cardboard sleeve, shake well for 4-5 seconds until solution is emulsified.

2 Remove & Flip



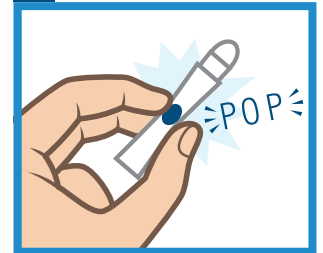
Remove ampule from cardboard sleeve to expose swab tip.

3 Reinsert



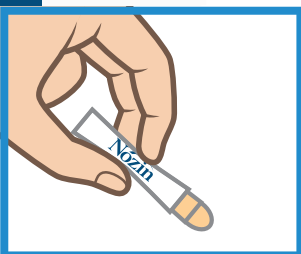
Reinsert ampule into sleeve with the swab tip exposed. *Do not touch the swab tip with fingers.*

4 Pop, Squeeze



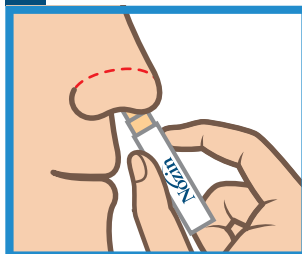
Holding ampule by the cardboard sleeve, press firmly at the blue POP dot to crush the ampule.*

5 Saturate



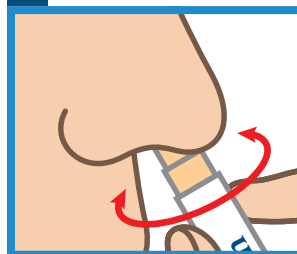
Point the swab tip down and squeeze the ampule to saturate the swab tip.

6 Apply



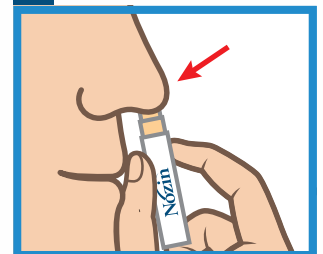
Insert swab tip into **right** nostril. *Do not go deeper than the tip of the swab.*

7 Swab



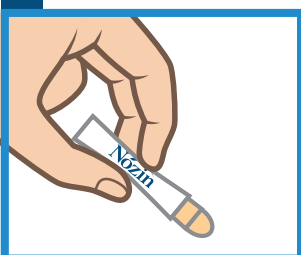
With moderate pressure, swab right nostril eight (8) times clockwise and eight (8) times counterclockwise.

8 Swab Pocket



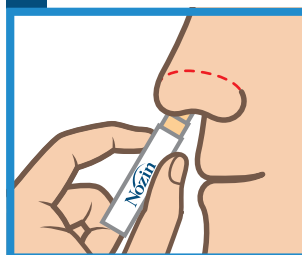
Make sure to swab the inside front pocket of the right nostril.

9 Resaturate



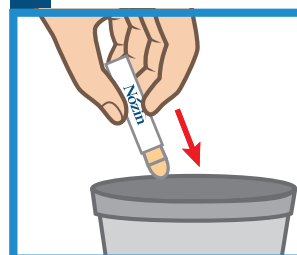
Turn upside down and gently squeeze the ampule to resaturate the swab tip.

10 Repeat



Repeat the application in the **left** nostril (steps 6-9).

11 Discard



Discard ampule and sleeve after use according to hospital procedures.

12 Repeat Cycle



Repeat steps 1-11 with both ampules in pack within one hour before surgery.

Use **both ampules** in the pre-op pack.

Please read entire product package prior to use. Apply to skin only.

***Use only with sleeve on ampule.**

Caution: Do not use if you have a history of nasal bleeding or irritation, or if you have allergy to citrus or coconut oil.

Nozin.

Nozin, Nasal Sanitizer, Popswab are registered trademarks of Global Life Technologies Corp. Nozin.com 877-669-4648 Nozin, P.O. Box 70663, Chevy Chase, MD 20813

©2017 Global Life Technologies Corp. All rights reserved. Made in USA.