

Nozin®

NASAL SANITIZER®

NOZASEPTIN® FORMULA ADVANCED ANTISEPTIC

Nozin® Nasal Sanitizer® Multidose 12mL Bottle

INSTRUCTIONS FOR USE

Clean nostrils with a tissue prior to application.

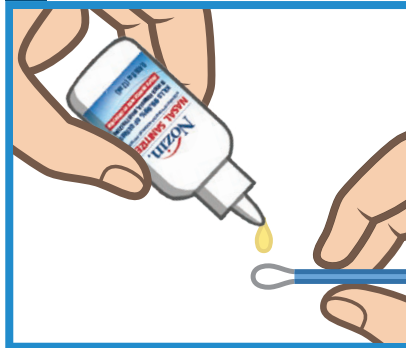


1 Shake



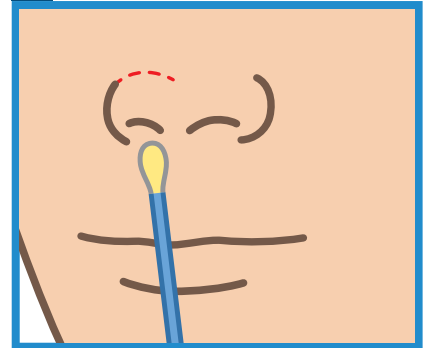
Shake bottle well for 5 seconds.
Remove cap.

2 Saturate



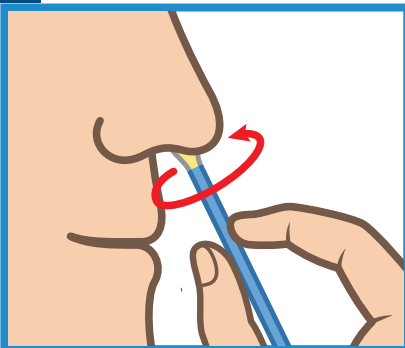
Apply **four (4) drops** of solution
onto cotton swab tip.

3 Apply **RIGHT** nostril



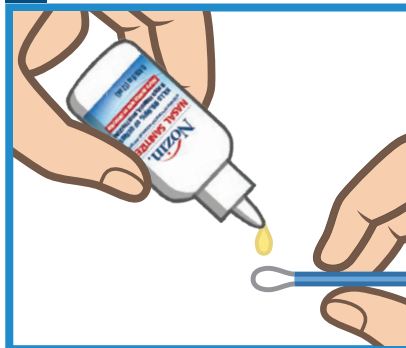
Insert swab tip into **RIGHT** nostril.
Swab six (6) times in one direction
and six (6) times in the other
direction.

4 Swab



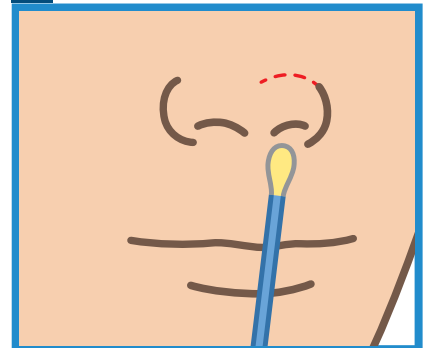
Ensure swab rotation covers all
surfaces, including the inside
front pocket of the right nostril.

5 Resaturate



Re-saturate the swab tip by
applying **two (2) drops** of solution.

6 Apply **LEFT** nostril



Repeat application **steps 3 - 4**
in the **LEFT** nostril.

Please read entire product package prior to use. Apply to skin only.

***Do not insert applicator into nose beyond swab tip.**

Caution: Do not use if you have a history of nasal bleeding or irritation, or if you have allergy to citrus or coconut oil.

Visit Nozin.com/IFU
or Scan Code for
Video Instructions



Nozin®

Nozin®, Nasal Sanitizer®, Popswab®
are registered trademarks of
Global Life Technologies Corp.
Nozin.com 877-669-4648
Nozin, P.O. Box 70663,
Chevy Chase, MD 20813

©2021 Global Life Technologies Corp.
All rights reserved. Made in USA.